









**Building Envelopes Plan
Blackwood Park
Node 2 Stages 13 & 14
Maslin Precinct
Scale 1:1000 @ A3**






 Retaining Wall by Developer
 Estate Fencing by Developer

 Significant Tree
 Existing Tree

 Tree protection zone (TPZ)
(with distance from centre of trunk)
 Single Storey Setback
(distance from boundary shown)
 Two Storey Setback
(distance from boundary shown)

 Setback subject to detailed assessment of
proposed development within TPZ. Development
within TPZ should minimise root damage by
maintaining existing surface levels, not filling and
using pole frame or pier and beam footings.

 (25.28) Length of envelope at Single Storey Setback
 25.28 Boundary dimensions

 Fixed Driveway location
(unless otherwise approved)

* 2 Metre Contour Interval Shown

REF A050006
 DWG No. A050006 N2 ENV13(C)
 REVISION C
 RHF 22.08.2014

